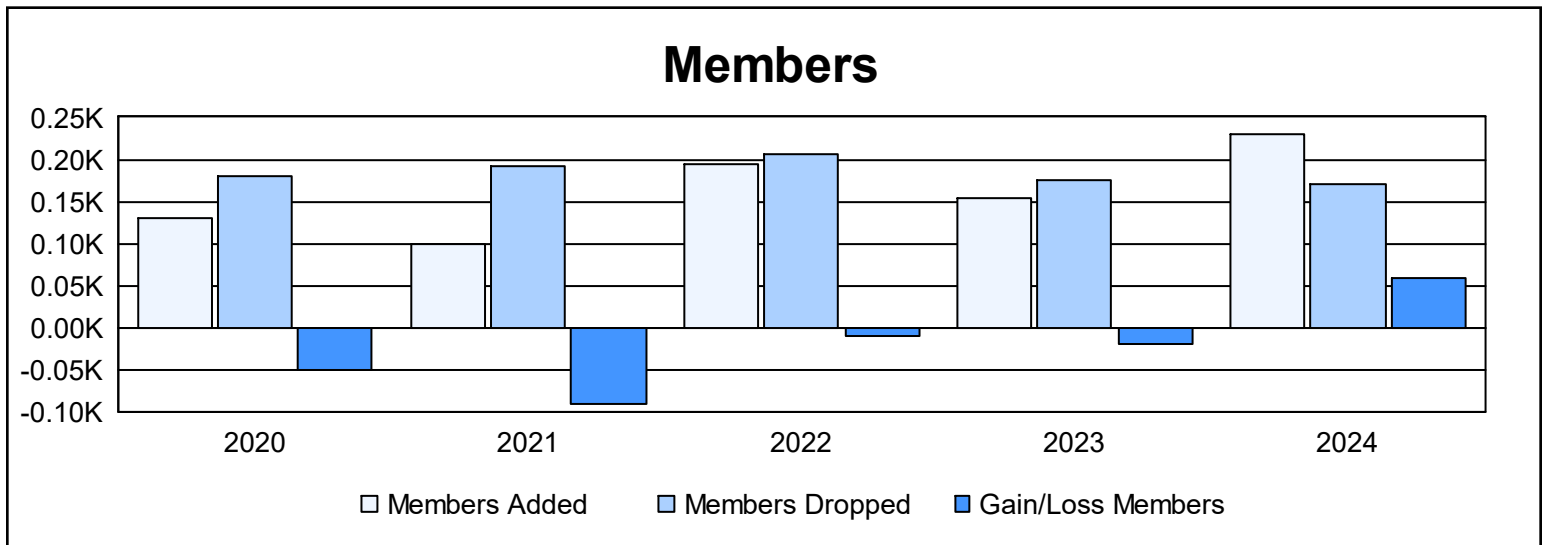
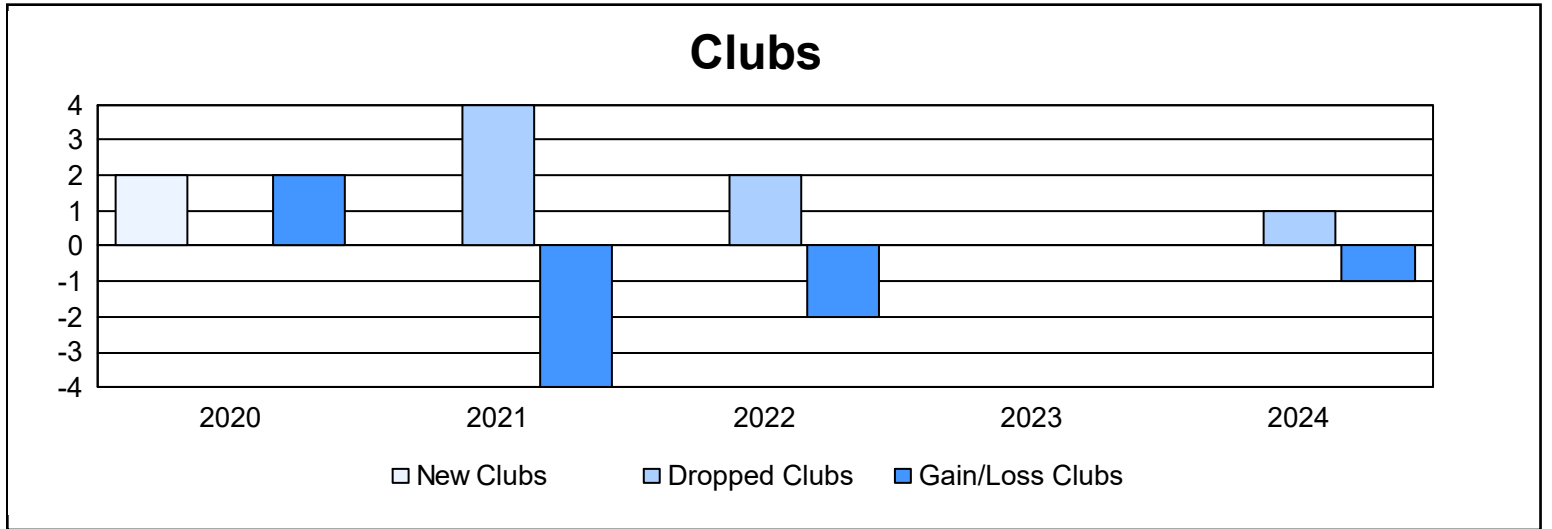
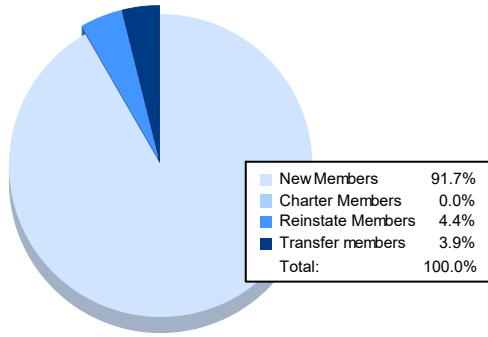


Year	New Clubs	Dropped Clubs	Gain/ Loss Clubs	New Members	Charter Members	Reinstate Members	Transfer Members	Total Member Added	Total Members Dropped	Gain/ Loss Members
2019-2020	2	0	2	61	44	6	18	129	180	-51
2020-2021	0	4	-4	94	0	3	3	100	191	-91
2021-2022	0	2	-2	172	3	14	6	195	206	-11
2022-2023	0	0	0	131	0	20	3	154	174	-20
2023-2024	0	1	-1	210	0	10	9	229	170	59
<b>Average</b>	<b>0</b>	<b>1</b>	<b>-1</b>	<b>134</b>	<b>9</b>	<b>11</b>	<b>8</b>	<b>161</b>	<b>184</b>	<b>-23</b>



### Membership Composition June 2024 Cumulative



### Gender Composition June 2024 Cumulative

